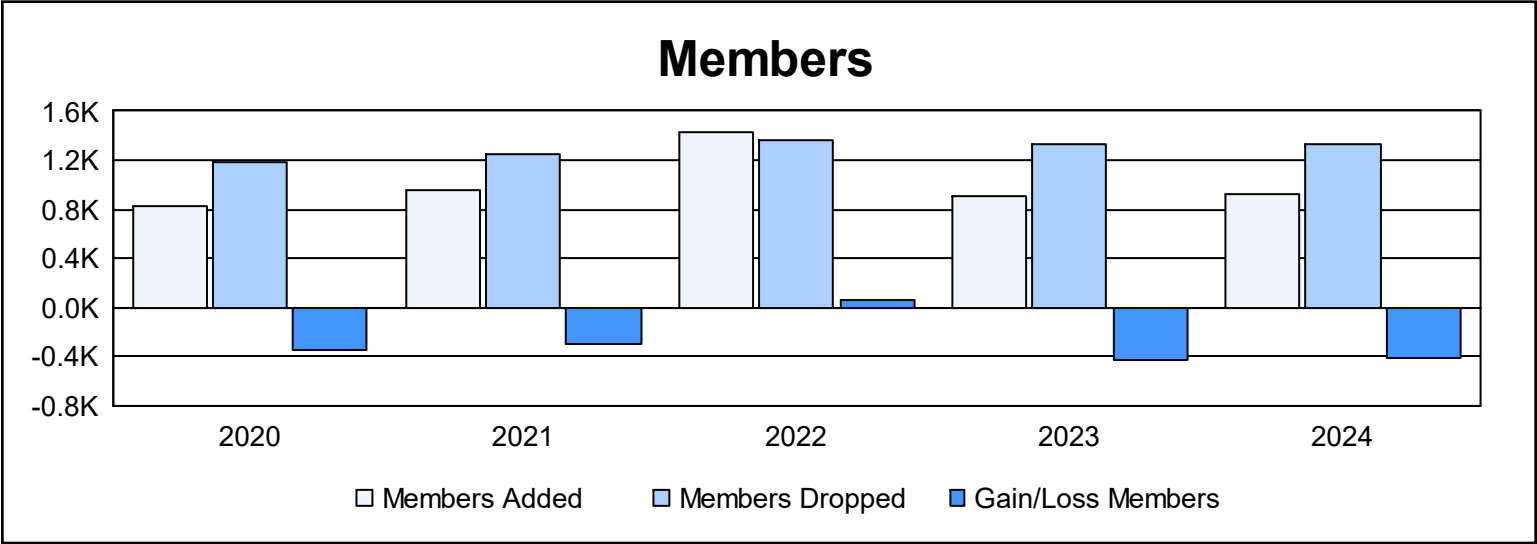
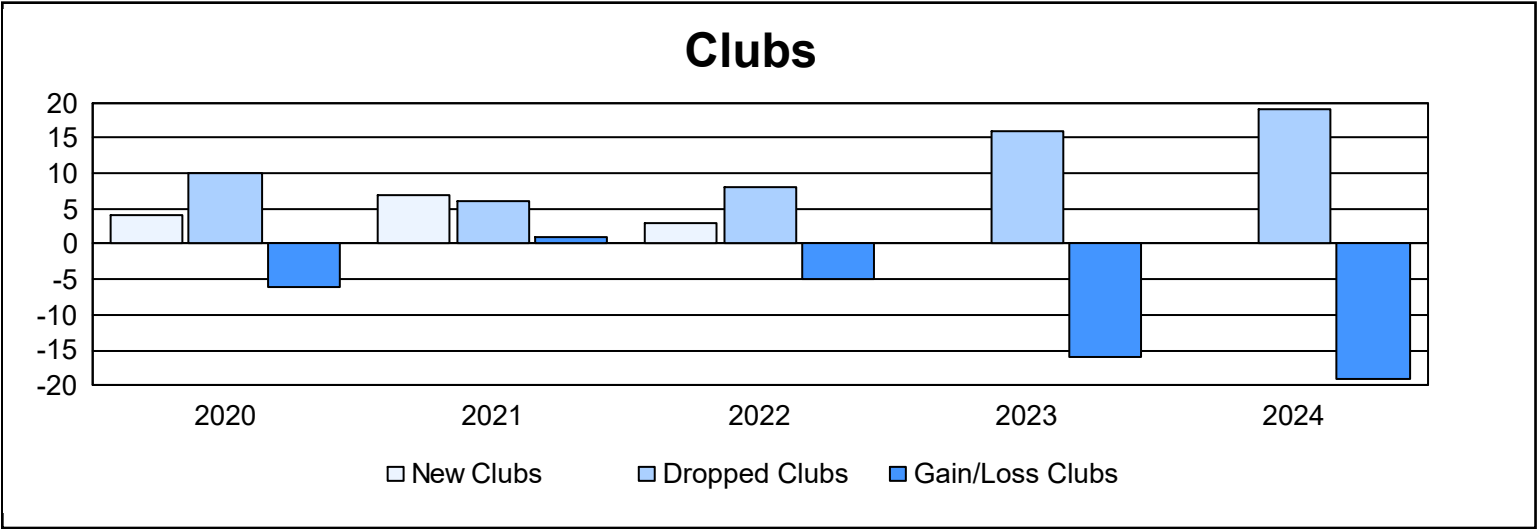
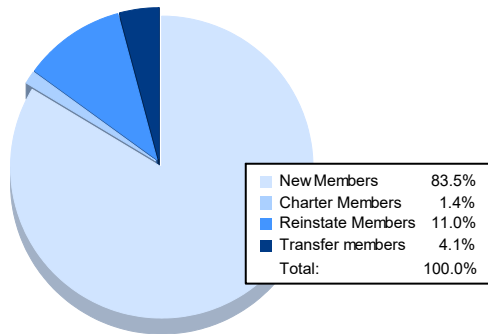


Year	New Clubs	Dropped Clubs	Gain/ Loss Clubs	New Members	Charter Members	Reinstate Members	Transfer Members	Total Member Added	Total Members Dropped	Gain/ Loss Members
2019-2020	4	10	-6	571	153	74	29	827	1,178	-351
2020-2021	7	6	1	727	155	47	28	957	1,255	-298
2021-2022	3	8	-5	1,157	98	111	58	1,424	1,371	53
2022-2023	0	16	-16	773	15	66	49	903	1,328	-425
2023-2024	0	19	-19	774	13	102	38	927	1,335	-408
Average	3	12	-9	800	87	80	40	1,008	1,293	-286



### Membership Composition June 2024 Cumulative



### Gender Composition June 2024 Cumulative

